

Notice of public meeting of

Community Safety Overview & Scrutiny Committee

To: Councillors Douglas (Chair), Orrell (Vice-Chair), Fraser, Healey, Hodgson, King and Warters

Date: Monday, 22 July 2013

Time: 5.30 pm (**Please note the revised start time**)

Venue: The Thornton Room (GO39) - Ground Floor, West Offices

AGENDA

1. **Declarations of Interest**

Members are asked to declare:

- Any personal interests not included on the Register of Interests
- Any prejudicial interests or
- Any disclosable pecuniary interests

which they may have in respect of business on this agenda.

2. **Minutes**

(Pages 3 - 6)

To approve and sign the minutes of the meeting held on 5 June 2013.

3. **Public Participation**

At this point in the meeting, members of the public who have registered their wish to speak at the meeting may do so. The deadline for registering is **5.00pm on Friday 19 July 2013**.

4. Cabinet Member for Crime and Stronger Communities

The Cabinet Member for Crime and Stronger Communities will be in attendance to discuss her priorities and challenges for this municipal year.

5. Safer York Partnership Bi-Annual Performance Report (Pages 7 - 20)

This performance report from the Safer York Partnership provides an update on the Community Safety Plan 2011-14.

6. 2012/13 Outturn Finance and Performance update for Environmental Services and Public Protection
(Pages 21 - 26)

This report provides an update on the financial performance outturn for 2012/13, service plan improvement actions and performance measures for Environmental Services and Public Protection.

7. Work Plan and Verbal Update on Ongoing Reviews
(Pages 27 - 28)

Members are asked to consider the committee's work plan. A verbal update will also be given on the ongoing reviews.

8. Urgent Business

Any other business which the Chair considers urgent.

Democracy Officer:

Name: Jayne Carr

Contact Details:

Telephone – (01904) 552030

Email – jayne.carr@york.gov.uk

For more information about any of the following please contact the Democracy Officer responsible for servicing this meeting Jayne Carr, Democracy Officer

- Registering to speak
- Business of the meeting
- Any special arrangements
- Copies of reports

About City of York Council Meetings

Would you like to speak at this meeting?

If you would, you will need to:

- register by contacting the Democracy Officer (whose name and contact details can be found on the agenda for the meeting) **no later than 5.00 pm** on the last working day before the meeting;
- ensure that what you want to say speak relates to an item of business on the agenda or an issue which the committee has power to consider (speak to the Democracy Officer for advice on this);
- find out about the rules for public speaking from the Democracy Officer.

A leaflet on public participation is available on the Council's website or from Democratic Services by telephoning York (01904) 551088

Further information about what's being discussed at this meeting

All the reports which Members will be considering are available for viewing online on the Council's website. Alternatively, copies of individual reports or the full agenda are available from Democratic Services. Contact the Democracy Officer whose name and contact details are given on the agenda for the meeting. **Please note a small charge may be made for full copies of the agenda requested to cover administration costs.**

Access Arrangements

We will make every effort to make the meeting accessible to you. The meeting will usually be held in a wheelchair accessible venue with an induction hearing loop. We can provide the agenda or reports in large print, electronically (computer disk or by email), in Braille or on audio tape. Some formats will take longer than others so please give as much notice as possible (at least 48 hours for Braille or audio tape).

If you have any further access requirements such as parking close-by or a sign language interpreter then please let us know. Contact the Democracy Officer whose name and contact details are given on the order of business for the meeting.

Every effort will also be made to make information available in another language, either by providing translated information or an

interpreter providing sufficient advance notice is given. Telephone York (01904) 551550 for this service.

যদি যথেষ্ট আগে থেকে জানানো হয় তাহলে অন্য কোন ভাষাতে তথ্য জানানোর জন্য সব ধরনের চেষ্টা করা হবে, এর জন্য দরকার হলে তথ্য অনুবাদ করে দেয়া হবে অথবা একজন দোভাষী সরবরাহ করা হবে। টেলিফোন নম্বর (01904) 551 550।

Yeteri kadar önceden haber verilmesi koşuluyla, bilgilerin terümesini hazırlatmak ya da bir tercüman bulmak için mümkün olan herşey yapılacaktır. Tel: (01904) 551 550

我們竭力使提供的資訊備有不同語言版本，在有充足時間提前通知的情況下會安排筆譯或口譯服務。電話 (01904) 551 550。

اگر مناسب وقت سے اطلاع دی جاتی ہے تو ہم معلومات کا ترجمہ میا کرنے کی پوری کوشش کریں گے۔ ٹیلی فون (01904) 551 550

Informacja może być dostępna w tłumaczeniu, jeśli dostaniemy zapotrzebowanie z wystarczającym wyprzedzeniem. Tel: (01904) 551 550

Holding the Cabinet to Account

The majority of councillors are not appointed to the Cabinet (39 out of 47). Any 3 non-Cabinet councillors can 'call-in' an item of business following a Cabinet meeting or publication of a Cabinet Member decision. A specially convened Corporate and Scrutiny Management Committee (CSMC) will then make its recommendations to the next scheduled Cabinet meeting, where a final decision on the 'called-in' business will be made.

Scrutiny Committees

The purpose of all scrutiny and ad-hoc scrutiny committees appointed by the Council is to:

- Monitor the performance and effectiveness of services;
- Review existing policies and assist in the development of new ones, as necessary; and
- Monitor best value continuous service improvement plans

Who Gets Agenda and Reports for our Meetings?

- Councillors get copies of all agenda and reports for the committees to which they are appointed by the Council;
- Relevant Council Officers get copies of relevant agenda and reports for the committees which they report to;
- York Explore Library and the Press receive copies of **all** public agenda/reports;
- All public agenda/reports can also be accessed online at other public libraries using this link

<http://democracy.york.gov.uk/ieDocHome.aspx?bcr=1>

City of York Council

Committee Minutes

MEETING	COMMUNITY SAFETY OVERVIEW & SCRUTINY COMMITTEE
DATE	5 JUNE 2013
PRESENT	COUNCILLORS DOUGLAS (CHAIR), FRASER, HEALEY, HODGSON, KING AND RUNCIMAN (SUBSTITUTE FOR COUNCILLOR ORRELL)
IN ATTENDANCE	COUNCILLOR CUNNINGHAM-CROSS
APOLOGIES	COUNCILLORS ORRELL AND WARTERS

1. **DECLARATIONS OF INTEREST**

Members were asked to declare at this point in the meeting any personal interests not included on the Register of Interests, or any prejudicial or disclosable pecuniary interests they may have in respect of the business on the agenda.

Councillor Fraser declared a personal non-prejudicial interest in agenda item 4 as a Governor of Knavesmire Primary School, Acting Chair of Micklegate Action Group and, in respect of staffing matters, Retired Members Section of Unite, TGWU/Acts Section and UNISON Retired Members Association.

2. **MINUTES**

RESOLVED: That the minutes of the meeting of 23 April 2013 be confirmed and signed as a correct record.

3. **PUBLIC PARTICIPATION**

It was reported that there were no registrations to speak at the meeting under the Council's Public Participation Scheme.

4. **INTRODUCTORY PRESENTATIONS ON SUGGESTED SCRUTINY TOPICS FOR REVIEW IN THIS MUNICIPAL YEAR**

Introductory presentations were given on the following suggested scrutiny topics for review in this municipal year:

(i) Restorative Justice

A presentation was given on the work of the Youth Offending Team and Safer York Partnership to improve joint working and community payback. (A copy of the presentation is attached to the on-line agenda papers for this meeting).

Discussion took place around the form that community payback could take and of ways of measuring its effectiveness. It was noted that the Hull Centre for Restorative Justice had carried out some cost benefit analysis which may be useful to the committee if it was agreed to carry out a review on this issue.

(ii) Tenancy Enforcement

A presentation was given on tenancy related issues affected by the relationship between mental health and anti-social behaviour and other crime. (A copy of the presentation is attached to the on-line agenda papers for this meeting).

Discussion took place around the following issues:

- The nuisance enforcement process.
 - The arrangements that were in place in respect of the private sector, including the work that took place with the Landlords' Association.
- Consideration was also being given to ways of generating income by offering the Council's expertise to the private sector in areas such as mediation and legal support.

Members were informed that generally there was good co-operation between the partner agencies, although there were some issues in respect of specialised mental health accommodation.

(iii) CCTV

A presentation was given on changes and developments in CCTV service provision as a result of the move to West Offices and the introduction of new technologies. (A copy of the presentation is attached to the on-line agenda papers for this meeting).

Discussion took place regarding the following issues:

- The developments that were currently underway to fully utilise the facilities available by broadening the range of services offered. A trial was currently taking place with schools regarding the management of CCTV at school sites. Although the system was state of the art it was not yet being used to full effect.
- The staffing establishment and the need to ensure that any expansion of the service was self-funded.
- The possible implications for other CCTV providers should the Council expand its operations.
- The need to ensure that traded services were fully costed.

RESOLVED: That the information provided be noted.

REASON: To enable Members to make informed decisions as to future topics for scrutiny review.

5. WORK PLAN

Consideration was given to the committee's work plan.

Members also gave consideration to the arrangements for the proposed scrutiny review on A-Boards. It was noted that the review would include a consultation event.

- RESOLVED:
- (i) That the date of the next meeting be rearranged to Monday 22 July 2013 at 5.00pm.
 - (ii) That, subject to the amendment above, the work plan be approved.
 - (iii) That the membership of the A-Boards Task Group be Councillor Douglas, Councillor Hodgson and either Councillor Orrell or Councillor Wartens (subject to their approval).

REASON: To ensure that the committee has a planned programme of work in place.

Councillor Douglas, Chair

[The meeting started at 5.00 pm and finished at 6.45 pm].

Report of Cabinet Member for Crime and Stronger Communities
Lindsay Cunningham-Cross

The following bullet points will form the basis of my report to the Community Safety Overview and Scrutiny Committee on 22nd July 2013.

- Improving Neighbourhood Working:
 - Fact sheets produced and launched
 - Report responding to peer review/scrutiny recommendations to go to cabinet
 - Joint working with Dr Liz Richardson (University of Manchester) on developing/understanding different models for community working and improving outcomes in all wards

- Alcohol Strategy
 - A number of challenges exist in this area – we have been working on implementing a more coordinated approach to these issues, working alongside Paul E-J on the public health side
 - Have introduced a dispersal order in the city centre to help deal with street drinkers
 - Also looking at implementation/extension of existing DPPOs (designated Public Place Orders)/ Alcohol Restriction Order
 - Consultation of Late Night Levy to begin imminently
 - Working with PCC, NYP, BTP and voluntary organisations (e.g. Street Angels) to tackle alcohol-related antisocial behaviour in the city

- Peer Review
 - Overall very positive response from peer review and also mock peer review, which focused almost exclusively on the area of neighbourhood working
 - Will be responding to recommendations in next few months

- Voluntary Sector
 - Changes at CVS (new chief executive just come into post) have unfortunately delayed some of our work on voluntary sector strategy
 - There will be a report coming on this, which will tie into the recommendations for improving neighbourhood working and creating greater opportunities for volunteering across the city
 - Held first volunteering fair at West Offices for CYC staff – was very successful, intention to role out across to wider public

- Domestic Violence
 - Identified as a key priority for CYC and also PCC
 - Have met with Julia Mulligan to discuss this and many other issues – potential funding streams from PCC to fund some of our initiatives
 - Again working closely with public health around awareness raising etc.

This page is intentionally left blank

SYP Bi - Annual Performance Report

June 2013

PERFORMANCE REPORT ON COMMUNITY SAFETY PLAN 2011-14

1. Introduction and Overview

1.1. Data and/or update information on progress is not held by the Safer York Partnership support team for all of the indicators contained within the plan.

1.2. The report will be presented in a form in line with the Community Safety Plan 2011-14 which has the following priorities;

- Acquisitive Crime
- Anti-Social Behaviour
- Violent Crime
- Business Crime
- Re-offending Information
- Other Indicators

York - All Crime (from IQUANTA)

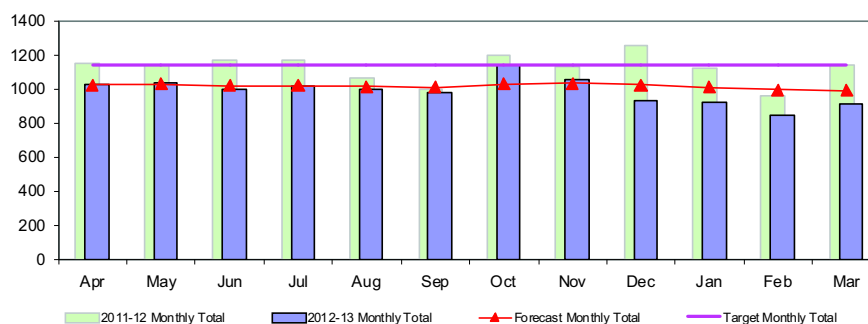
Totals

Target 2013-14
13756

Forecast 2012-13
11928

Cumulative
11928

Target Monthly Total
1146.3



Previous Years

2007-08	18924
2008-09	17886
2009-10	14480
2010-11	15199
2011-12	13576

Milestone Targets

2012-13	13937
2013-14	13756

The Graph shows:

- 1) Target level 2013-2014 (Strategy end not the Yearly milestones)
- 2) Forecasted annual total based upon a moving average of months (There has been no allowance for known seasonal patterns)

Key:

- Action Needed (>120%)
- Caution (100% - 120%)
- No Action (<100%)



Month	2012-13	2011-12	2010-11	2009-10
Apr	1026	1157	1264	NA
May	1042	1151	1370	NA
Jun	1007	1177	1323	NA
Jul	1020	1177	1269	NA
Aug	1006	1069	1331	NA
Sep	983	1001	1320	NA
Oct	1148	1205	1346	NA
Nov	1063	1138	1320	NA
Dec	940	1261	923	NA
Jan	922	1129	1171	1008
Feb	853	966	1207	1066
Mar	918	1145	1355	1084

1.3. Total crime in York dropped by 12% (1648 crimes) in 2012-13 compared to 2011-13, and apart from a small increase in 2010-11, this is the ninth year out of the last ten years where crime has dropped.

1.4. There were 820 and 896 crimes in April and May 2013 respectively, which are the lowest monthly totals on our crime records which go back to 2003-04. Based on this data and unverified information for June, it is suggested that crime will continue to fall at similar rates to last year, 12% and approximately 1500 crimes.

1.5. York saw the largest fall in crime of the eight local authorities in the North Yorkshire Police area.

1.6. York's Joint Strategic Intelligence Assessment has been completed. This has identified four themes that will make up part of North Yorkshire Police's control strategy:

- Serious Acquisitive Crime
- Protecting Vulnerable People
- Quality of Life
- Organised Crime Groups

1.7. York continues to improve in its Iqunta crime family. York has moved from 13th place to 10th place within its All Crime Iqunta family comparison of most similar family members in the last four months. In order to move to;

- 9th place ~ York would have to further reduce crime by 3% to 12.71 Crimes per 1000 population every 3 months, while 9th place (Canterbury) had no change in crime.
- 5th place ~ York would have to reduce total crime by 15% to 11.18 Crimes per 1000 population every 3 months, while 5th place (Cheshire East) had no change in crime.
- 1st place ~ York would have to reduce total crime by 32% to 8.9 Crimes per 1000 population every 3 months, while 1st place (Flyde) had no change in crime.

2. Business Crime

2.1. There were 1502 crimes of shoplifting in York in 2012/13 compared to 1483 cases of shoplifting in 2011/12, a change of 1%.

2.2. Based on April's data and the data at the end of 2012-13, it is predicted that levels of shoplifting will slowly reduce. This is due to a small reduction within the Guildhall area but mainly that the levels of shoplifting at Monks Cross, Clifton Moor, and Front Street in Acomb continue to be low.

Business's in York shoplifted from by Month Apr13-Apr14

2012-13												2013-14
Apr	May	Jun	Jul	Aug	Sep	Oct	Nov	Dec	Jan	Feb	Mar	Apr
75	69	62	73	63	69	71	74	62	62	79	69	69

2.3. In April there were 69 different businesses that were a victim of shoplifting. Of these 29 were repeat victims. Of the ten top stores in April,

8 were small supermarkets or convenience stores where the majority of the shoplifting was for Alcohol or meat.

2.4. There were 255 Business premises that were a victim of shoplifting in 2012-13 compared to 270 for 2011-12.

2.5. Levels of Fraud in April 2013 were low with only 8 cases being recorded. Changes to recording standards mean that reports of fraud are now passed to Action Fraud a national recording centre. There is now a specific crime of 'Making Off without Payment' and performance management templates will be updated in May to reflect this.

2.6. Levels of fraud have remained stable during 2012-13 with 225 crimes, 4 fewer cases than last year. An analysis of fraud crimes carried out shows that these frauds are made up of the following types;

Fraud Type	Total	Fraud Type	Total
Access Online Account	1%	International Money Scam	2%
Animal	0%	Leave without Paying	7%
Bank Card	6%	Leaving Fake Card	0%
Change Price of Goods	2%	Loan	1%
Change Ringing	6%	Make Off taxi	8%
Change Tags	0%	Making off W ithout Payment	26%
Cheque Book	1%	Paypal	1%
Cloned Card	1%	Phone Text	0%
Computer Lock	4%	Phone Use	1%
Counterfeit Money	5%	PPI	2%
Device on Cash Machine	2%	Refund	6%
Drugs / Prescription	2%	Registration Plates	0%
Ebay-Gumtree	3%	Sell Stolen Goods	2%
False representation	3%	Sim Card	0%
Food Quality Scam	0%	Till Code	0%
Fraudulent credit card	1%	Timeshare	0%
Fraudulent Email	0%	Unknown	2%
Goods Lost Scam	0%	Voucher Scam	0%
Goods not delivered	0%	Grand Total	100%
Insurance	0%		

2.7. Levels of theft by an employee and burglary of a business premises are predicted to continue reducing based on available data.

2.8. The Crime Reduction Manager met with the NYP regional intelligence SPOC for retail crime in order to assess how we currently share intelligence, particularly regional intelligence around cross-border activity (organised shop-lifting gangs). As a result new local arrangements have been put in place which should lead to an improvement in information sharing.

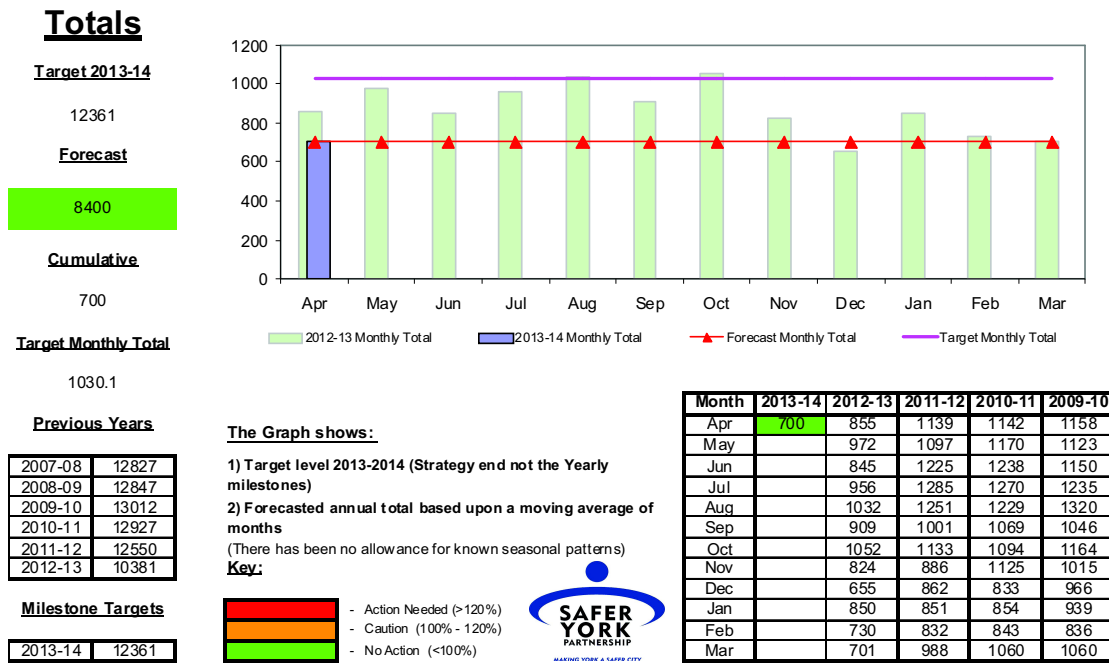
2.9. The Crime Reduction Manager has been working sensitively to line up new arrangements to ensure that we can continue to provide a consistent service to retailers once the RACY Coordinator post has ceased. As part of this work fact finding visits will be made to other successful retail crime

partnerships (Business Against Crime in Leeds BACIL and Chester) to identify best practice.

2.10. The Crime Reduction Manager has submitted the specification for the tender of the Storennet/Nightsafe radio to the CYC Procurement team and is awaiting feedback. This work has been delayed slightly due to staffing changes within the CYC Procurement Team.

3. Anti-Social Behaviour

York - NYP Recorded ASB Calls for Service



3.1. Levels of Police recorded anti-social behaviour calls for service in York in April are the third lowest month since 2003-04 and therefore suggest that police recorded anti-social behaviour will continue to reduce at similar rates to previous years. In 2012-13 there were 2169 fewer calls for service equating to a 17% reduction.

3.2. York currently sits in 6th position in its Iquanta family for Criminal damage compared to 13th place at the start of 2012, and has improved its position from 15th, since January 2011. In order for York to be in first place it would need to reduce criminal damage by a further 21%.

3.3. Council Environmental data for the whole of 2012-13 is now available;

- o The levels of abandoned cars being reported to CYC were at similar levels in 2012-13 compared to last year, after reductions in the three previous years. Initial data suggests that reports of abandoned cars may drop in 2013-14.

- The levels of Drug-related litter being reported to CYC were at similar levels to last year with 137 reports in 2012-13 compared to 138 reports in 2011-12 and 146 reports in 2010-11.
 - The levels of Fly-tipping increased by 150 cases in 2012/13 to around 1605 cases. This increase followed no geographic pattern in the city, although there were slightly higher than expected reported levels in rural road in Rural West and Shelton, Rawcliffe, Clifton Without.
 - The levels of Graffiti decreased by 34%, equating to 200 cases in 2012/13. Similar patterns to this were seen on TAAGY. This decrease should continue in to 2013-14, as this pattern was seen city-wide expect Micklegate ward which had a 250% in graffiti mainly around the terraced property areas within the bar walls.
- 3.4. Available noise data in April 2013 is similar to last financial year. Data as recorded by the EPU show that there were 1625 incidents in 2012/13 compared to 1833 cases in the previous year, a drop of 11% in incidents.
- 3.5. There were 260 cases opened on ASB related matters by CYC Housing in 2012/13. This is a reduction of 40 cases on the previous year.
- 3.6. The Police have identified 'Quality of Life' for the Westfield Ward as a priority and are looking to establish a group to tackle some of the wider problems within the ward. SYP already chair a hotspot meeting looking at ASB within Westfield which will used to ensure delivery. SYP have agreed to work closely with NYP to support them on this delivery.
- 3.7. The Mental Health Tracking Group has suggested a 'count' to establish the numbers of people with unmet housing need or in inappropriate accommodation to establish evidence to support the need to increase the amount of specialist provision. SYP will be co-ordinating this process.
- 3.8. Work has been completed between SYP, North Yorkshire Police and City of York council in to introducing a dispersal area in the Colliergate section of the city.

4. Violent Crime

- 4.1. Violent crime records available for April suggest that total levels in the city will continue to slowly fall. Levels of violent crimes in York were 189 crimes fewer in 2013-12 than last year, equating to an 8% reduction.
- 4.2. York is currently in 9th place within its IQUANTA family for violent crime, and is showing no improvement in terms of family position compared to other similar authorities.
- 4.3. Levels of violence and damage crimes within York's Cumulative Impact Area (City Centre) and the city centre continue to reduce.

YDH A&E Admissions for Assault

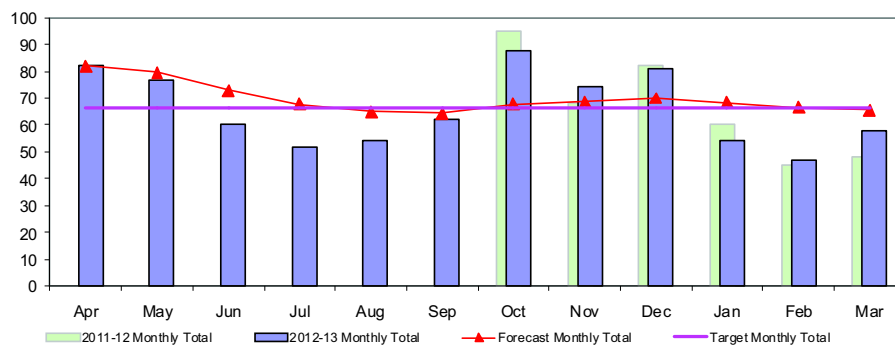
Totals

Target 2013-14
800

Forecast
789

Cumulative
789

Target Monthly Total
66.7



Previous Years

2007-08	n/a
2008-09	n/a
2009-10	n/a
2010-11	n/a
2011-12	800

Milestone Targets

2012-13	800
2013-14	800

The Graph shows:

- 1) Target level 2013-2014 (Strategy end not the Yearly milestones)
- 2) Forecasted annual total based upon a moving average of months (There has been no allowance for known seasonal patterns)

Key:

- Action Needed (>120%)
- Caution (100% - 120%)
- No Action (<100%)



Month	2012-13	2011-12	2010-11	2009-10
Apr	82	N/a	N/a	N/a
May	77	N/a	N/a	N/a
Jun	60	N/a	N/a	N/a
Jul	52	N/a	N/a	N/a
Aug	54	N/a	N/a	N/a
Sep	62	N/a	N/a	N/a
Oct	88	95	N/a	N/a
Nov	74	68	N/a	N/a
Dec	81	82	N/a	N/a
Jan	54	60	N/a	N/a
Feb	47	45	N/a	N/a
Mar	58	48	N/a	N/a

4.4. New Information has become available from Accident and Emergency and suggests that levels and patterns of attendance at YDH A&E department were similar in 2012-13 to the previous year.

4.5. The records held by York A&E between January and March 2013 suggest that a least 50% and possibly up to 75% show alcohol on behalf of either the victim or offender has been a factor in the attendance.

4.6. A matching exercise has taken place between police custody records and drug and alcohol treatment data. This suggest that at York custody in 2012, 20% of individuals who are seen by a medical examiner for an alcohol or drugs issue, are also in some form of treatment service provided within the city of York. Further work is being completed to break apart this data.

4.7. Work is underway to analyse how the success of the 'Reducing the Strength' campaign implemented in Ipswich might be replicated in York. The 'Reducing the Strength' initiative was developed in response to problems with street drinking in the town and led to 75% of off-licences in Ipswich voluntarily refusing the sell alcohol over 6.5% vol.

4.8. The initiative was greatly influenced by the Westminster City Council Licensing Policy which gives consideration to the way in which off-licences in the West End operate to promote licensing objectives and sets out clear sanctions for those premises where conduct falls short. This can include restricting opening hours, restricting sale of strong alcohol or lead to review of irresponsible drinks promotions.

- This work is timely as it complements a recent NYP request for a review the Cumulative Impact Zone, due to concerns at the number

of medium sized supermarkets licensed to sell alcohol opening in the city centre.

- Meetings have been held between SYP, CYC Licensing and CYC Public Health and in addition to progressing this work they have highlighted many opportunities for coordination of effort with Public Health colleagues on this and other issues.
- A joint report by the above is currently being written and will be presented at the AVANTE meeting on the 10th July. Findings will also be presented at the next SYP Partnership Board meeting.

4.9. The Crime Reduction Manager was visited by colleagues from British Transport Police who were keen to explore ways of tackling problems associated with stag and hen parties in the city. The problem is mainly isolated to Saturdays when a significant number of individuals regularly travel down from the Middlesbrough area and begin to cause alcohol-related disorder from 11am onwards.

4.10. As a result of the meeting the Crime Reduction Manager discussed ways in which BTP might be able to coordinate effort with the City SNA. The NYP City SNA Inspector is now in the process of putting together a joint operation called ERASE, to look at this issue. BTP have agreed to attend future AVANTE meetings to progress this issue and to ensure future coordination of effort.

4.11. Work has commenced to look at the possibility of an Alcohol Restriction Zone (ARZ), previously known as a DPPO, located within the city walls. This work will be progressed by the AVANTE group who will put forward any related funding bids to the PCC.

4.12. The level of "domestic" incidents in April 2013 is at similar levels to previous years. The total number of "domestic" incidents rose by 12% to 2476 incidents in 2012-13.

4.13. The level of repeat incidents were at 36% for April and this increased level follows the pattern on 2012-13 where the number of incidents classified as a repeat rose from 23% of all incidents to 34% of all incidents.

York - Domestic Violence Incidents

Totals

Target 2013-14

2840

Forecast

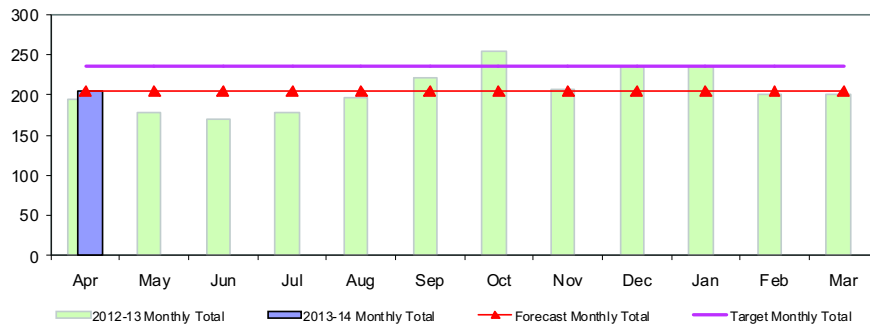
2460

Cumulative

205

Target Monthly Total

236.7



Previous Years

2007-08	NA
2008-09	NA
2009-10	2840
2010-11	2488
2011-12	2218
2012-13	2476

Milestone Targets

2013-14	2840
---------	------

The Graph shows:

- 1) Target level 2013-2014 (Strategy end not the Yearly milestones)
- 2) Forecasted annual total based upon a moving average of months
(There has been no allowance for known seasonal patterns)

Key:

	- Action Needed (>120%)
	- Caution (100% - 120%)
	- No Action (<100%)



Month	2013-14	2012-13	2011-12	2010-11	2009-10
Apr	205	195	214	215	NA
May		179	202	217	NA
Jun		170	204	257	NA
Jul		179	217	227	NA
Aug		196	202	216	NA
Sep		221	195	176	NA
Oct		254	162	199	NA
Nov		207	164	165	NA
Dec		236	178	210	NA
Jan		237	159	220	NA
Feb		201	162	185	NA
Mar		201	159	201	NA

4.14. There is no new data on numbers of Maracs since the last board report

Indicator	Type	2007/08	2008/09	2009/10	2010/11	2011/12	2012/13
NI 34 Domestic Violence Murder	Target	N/a	0	0	0	0	0
	Out-turn	N/a	0	0	0	0	0

4.15. There has not been a domestic violence murder recorded in York since 2008-09 to date.

4.16. We have held the inaugural meeting and produced a work plan to support the Early Intervention Worker (EIW). The Information Sharing Agreement that has been produced to support the post is complete and is with NYP (Legal) to be signed off. This post has been funded through SYP's reserves. The EIW post will not start until all elements are in place, to ensure that we maximise the output that the post is able to achieve.

4.17. The Joint Commissioning Group is continuing to develop new initiatives, such as the new strategy action plan. The terms of reference for the York Domestic Abuse Steering Group have now been completed.

4.18. The DV co-ordinator has liaised with the Police Volunteer Co-ordinator to assist the PVP units as highlighted in the Problem profile.

4.19. The Making Safe Pilot continues into June with the being developed to ensure that it is more aligned to the outcomes

Customers seen in custody (total)	12
Consented	9
Refused	2
Customers who disengaged after custody	7
Customers receiving Triage support	2
Customers now on scheme receiving support	2
Advice and service offered	1 given emergency B&B for 3 nights and signed up 1 assessed after custody and signed up 7 Given Making Safe leaflet and advice re housing and information about offending behaviour, triage contact number also given out. 2 advice about court and bail conditions 2 (not making safe) General housing advice 1 Referral made to Making Safe but no contact made as yet.

- 4.20. Homelessness meeting and the development of a voluntary perpetrator programme is starting. Training from Probation for the Making Safe workers in delivering a shortened version of Building Better Relationships. The Homeless Manager was happier that offenders will have to undertake a 12 month minimum intervention of work, to enable them to receive gold band status through resettlement.
- 4.21. The Domestic Violence Co-ordinator has completed 3 training days with PCSO's to carry out safety planning with victims. These will ensure that all victims who fit the Home Office definition will receive some input from the Police, and not just High Risk cases.
- 4.22. The Domestic Violence Co-ordinator has met with Amanda Gaines and Dee Cooley to bring training and development of services into line with both strategic groups, now that the definition for DV has changed to include individuals between the ages of 16 and 18.
- 4.23. The Domestic Violence Co-ordinator is updating the School guidance document and producing a similar booklet for Children's Centres and Youth services.
- 4.24. The Domestic Violence Co-ordinator is progressing the work with the Gypsy, Traveller and Roma communities as well as other hard to reach and hear groups.

5. **Acquisitive Crime**

- 5.1. Levels of serious acquisitive crime are predicted to continue to reduce based on April's data. April's total of 118 crimes is the third lowest month of serious acquisitive crime since 2003/04. Acquisitive crime in 2012-13 was 20% lower (372 crimes) than the previous financial year.

York - Domestic burglary (incl. attempts)

Totals

Target 2013-14

642

Forecast

648

Cumulative

54

Target Monthly Total

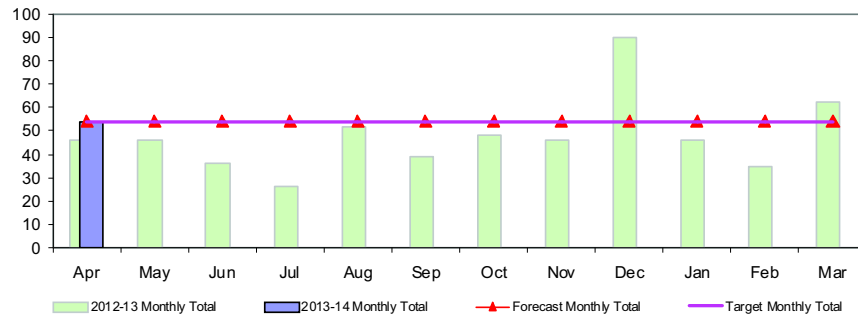
53.5

Previous Years

2007-08	989
2008-09	1126
2009-10	713
2010-11	777
2011-12	681
2012-13	572

Milestone Targets

2013-14	642
---------	-----



The Graph shows:

- 1) Target level 2013-2014 (Strategy end not the Yearly milestones)
- 2) Forecasted annual total based upon a moving average of months
(There has been no allowance for known seasonal patterns)

Key:

	- Action Needed (>120%)
	- Caution (100% - 120%)
	- No Action (<100%)



Month	2013-14	2012-13	2011-12	2010-11	2009-10
Apr	54	46	59	53	60
May		46	47	74	41
Jun		36	60	50	53
Jul		26	37	63	54
Aug		52	52	64	71
Sep		39	66	59	67
Oct		48	71	58	75
Nov		46	70	70	82
Dec		90	65	45	71
Jan		46	73	73	44
Feb		35	37	76	54
Mar		62	44	92	41

5.2. April has seen 8 more cases of domestic burglary than the same month last year, but the long-term trend is for a continued slow reduction. Cases of domestic burglary since the start of the calendar year show the following characteristics;

- 44% of burglaries were through a rear door;
- 21% of burglaries were through the front door;
- 9% of burglaries were through other door;
- 26% of burglaries were through windows;
- 70% of burglaries occurred on insecure properties;
- Of the other 30% of burglaries at secure properties there was a mix of attacks to door and locks, and a small amount of smashing of windows;
- 2% of burglaries are where the offender has climbed in to the property on scaffolding.

5.3. The level of domestic burglary fell by 16% in 2012-13 equating to 109 cases, non-domestic burglary dropped by 32% (389 crimes) when comparing 2012-13 to 2011-12.

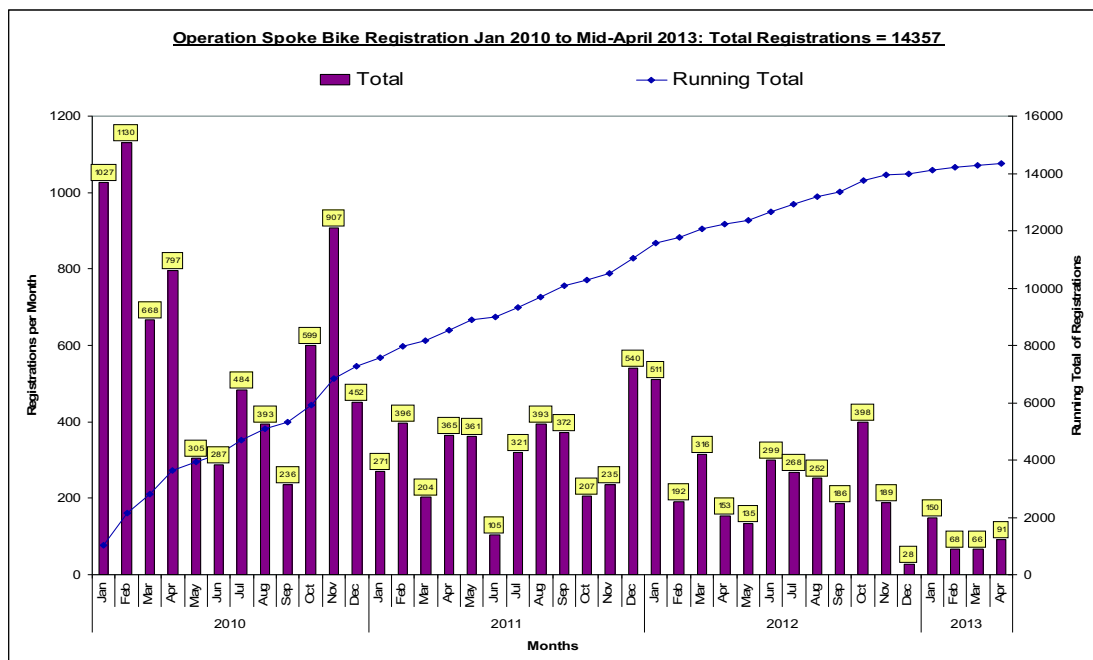
5.4. There were no distraction burglaries in April 2013. A study of distraction burglaries over the last three years show that pretending to check on gas-water-electricity is the commonest method of distraction used. Op Rogue Trader at the start of May involved joint patrols with Trading Standards investigating bogus traders who are charging inflated prices for work being carried out.

5.5. A possible further 40 cold calling zones have been requested by members of the public. SYP in conjunction with Trading Standards are looking at the feasibility of these projects.

5.6. A £50k capital spend on alley-gating has now been approved by CYC and is to be spent over two years. SYP Partnership Board has approved a further £20k from reserves to be spent on alley-gating. Crime profiles have been created for the 250 requests that the council hold on file. Sites visits of the streets which have the highest crime levels have now been completed, and consultation is being planned. The following streets have been chosen for gating in 2013/14

- Millfield Road / Thorpe Street
- Thorpe Street / Russell Street
- Russell Street / Scott Street
- Scott Street / Nunmill Street
- Nunmill Street / Bishopthorpe Road
- Fountayne Street / Scaife Street
- Walworth Street North / Hanover Street West

5.7. The number of bikes registered on Operation Spoke has started to plateau in the last six months with around 60 being registered a month.



5.8. Levels of serious acquisitive crime remain generally low. Fortunately Safer York Partnership has built up a comprehensive armour of preventative tactics, and associated materials contained in a tool-kit which continues to be drawn upon by the local SNA's.

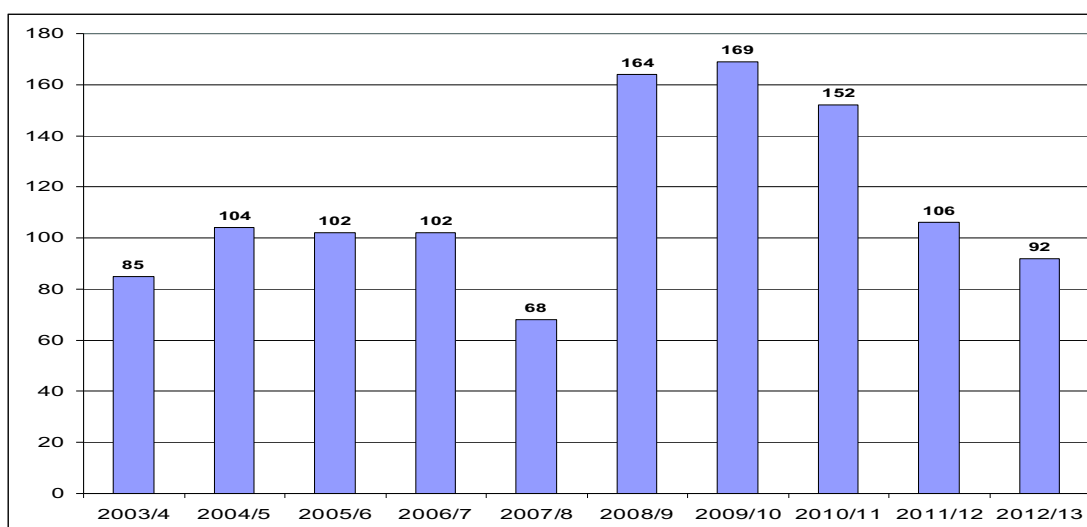
5.9. Work is ongoing in relation to improving the security of off-campus students. The next meeting of the multi-agency working group examining this issue is to be held on Weds 19th June. The Crime Reduction Manager attended a meeting of registered private landlords on the 15th June to inform them of the work ongoing and how they could contribute.

5.10. The Crime Reduction Manager is to meet with the CYC Neighbourhood Management Unit to look at ways in which we can involve the community as part of the problem-solving work we undertake in geographic areas in relation to all crime types.

5.11. The Handyerson Scheme has had an increased number of referrals since April, particularly in regards to Shed Bars.

5.12. Leaflets/signs originally funded by SYP in 2012-13 for allotment crime have been re-distributed to hotspot areas by the NYP Safer Neighbourhood Teams

6. Other Information



6.1. There have been four hate crimes recorded in York in April and based on early data for May, levels will be similar. This would suggest that reported Hate Crime in York will fall for a fourth year.

6.2. Levels of hate crimes / incidents dropped in 2012/13 with 14 fewer cases. 2012-13 will be the third year in a row where the level of hate crime recorded by North Police has reduced

6.3. The majority of the hate crime / incidents are racial related, although there have been a small number of hate crimes / incidents which fall in to Religious, Homophobic and Disability categories over the last three years.

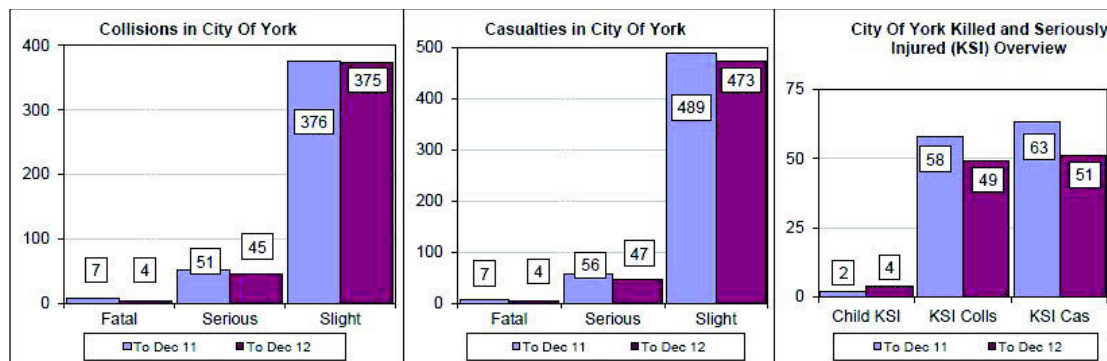
6.4. A Study of crime at Ministry of Defense property has recently completed and this suggests that:

- There have been 84 reported crimes since January 2010 to date at a rate of 2 a month.
- The majority of these crimes have been thefts (Cycle and personal property), but there have also been cases of damage, burglary and violent crime.

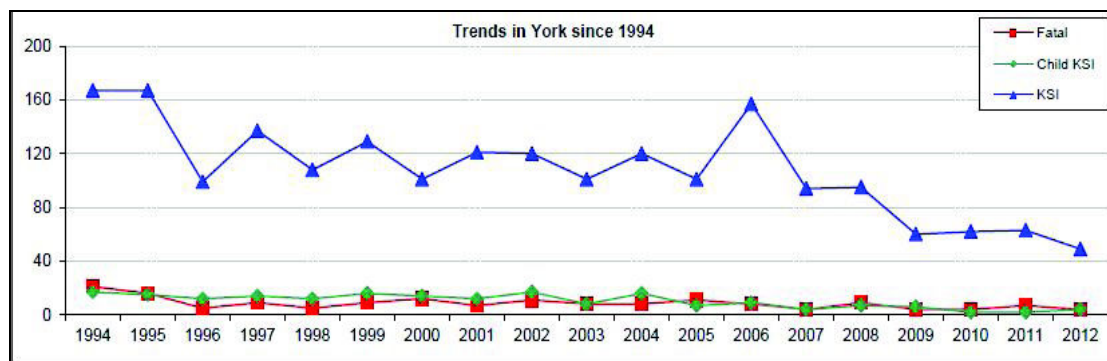
- The areas where there have been the most crimes have been housing property at Fulford and St Wilfred's and Hollis Crescent at Strensall.
- There has been no evidence of hate crime at MOD property in York.
- There have been 42 cases of Domestic incidents at a rate of around 1 a month.

6.5. There is no update on re-offending information since the last performance report. Newly updated information from CYC ACE and Ministry of Justice is expected to be available in late May.

6.6. Data on RTC's is available for the whole 2012. Compared to the same period for last year information indicates that:



- There have been 3 fewer fatalities with 4 recorded compared to 4 in 2011 in this period compared to five last year. These fatalities have all been to pedestrians in different age groupings.
- The number of people killed or seriously injured in road traffic collisions in York has reduced by 15%.
- The number of people with slight injuries has reduced reduce by 20% compared to the same period last year.



Report Written by:

Ian Cunningham, Senior Analyst,
 Tanya Lyon, Crime Reduction Manager,
 Paul Morrison, Neighbourhood Safety Manager.
 Jo Beilby, Domestic Violence Co-Ordinator

This page is intentionally left blank



Community Safety Overview and Scrutiny Committee

22 July 2013

Report of the Director for Communities and Neighbourhoods, and the Director of City and Environmental Services

2012/13 Outturn Finance and Performance update for Environmental Services and Public Protection

Summary

1. The purpose of this report is to provide an update on the financial performance outturn for 2012/13, service plan improvement actions and performance measures for Environmental Services and Public Protection.

Financial Performance Analysis

Finance – outturn 2012/13

2. The services that relate to Community and Safety Overview and Scrutiny committee cross two Directorates (City and Environmental Services and Communities and Neighbourhoods). Service Plan Variations which relate to services within this scrutiny are shown below:

	Net Budget £'000	Outturn £'000	Variance £'000
CES Directorate (Extract)			
Highways, Waste and Fleet	18,784	20,130	+1,346
CANS Directorate (Extract)			
Smarter York	4,189	4,136	-53
Communities & Equalities	1,420	1,338	-82
Parking Services	2,121	2,242	+121
Public Protection	1,066	741	-325
Safer York Partnership	201	190	-11
CANS Directorate (Extract)	8,997	8,647	-350
Total	27,781	28,777	+996

Note: '+' indicates an increase in expenditure or shortfall in income
 '-' indicates a reduction in expenditure or increase in income

3. Details of the main variations by service plan are detailed in the following paragraphs.

Highways, Waste and Fleet (£+1,346k)

4. There were a number of overspends across Highways, Waste and Fleet including savings transferred from other parts of the council were unable to be allocated to specific service areas and not achieved (£258k). There were also additional winter maintenance costs (£284k), along with further unachieved savings within waste (£300k) and fleet (£159k) which have contributed to the overall outturn position. There was a further overspend of £506k due to reducing income from commercial waste.
5. These overspends were offset partly by savings across Highway Maintenance (£250k).

Communities and Neighbourhoods (£-347k)

6. Neighbourhood Pride Service, Street Environment and Parks & Open Spaces services are now consolidated under Smarter York. There was an overall underspend of £-53k on due to various actions taken earlier in the financial year to reduce operational spend.
7. Communities & Equalities underspent by £-82k, mainly due to savings on vacant posts and a commitment to reduce spend in various areas of operational expenditure.
8. There was an overspend of £+121k within Parking Services due primarily to a shortfall of income from Penalty Charge Notices.
9. The services within public protection underspent by £-325k, primarily due to increases in income notably Registrars (£76k) and Bereavement Services (£153k). There is also an underspend of £81k within Environmental Health and Trading Standards mainly due to holding staffing vacancies.

Headline achievements and performance

WASTE

10. The council's Waste Strategy is delayed due to withdrawal of PFI funding. The council is still actively pursuing the Allerton Park scheme without the Waste PFI credits in place. A decision is however on hold pending the outcome of a Judicial Review into the planning decision made by North Yorkshire County Council. It is likely to be November (at the earliest) before details of the technical aspects of the proposal and the financial implications to the council can be considered by Cabinet. This is an essential component to the Waste Strategy so it is not possible to take the strategy forward until there is further clarity on the Allerton Park scheme.
11. Recycling rates for the year are slightly lower than for 2011/12, due to a number of factors. These include adverse weather conditions in the summer affecting green waste volumes (there was a 6.5% reduction in the tonnage of waste composted). The approach is essentially to encourage more household and community engagement, particularly in those areas with low recycling rates.
12. The cost of landfill will be 11.4% higher this year than in 2011/12. Despite a continuing reduction in landfill tonnages, the landfill tax bill continues to rise with increases in the landfill tax per tonne.

SAFER COMMUNITIES

13. The Hate Crime strategy has been refreshed along with the Community Safety Plan. The council is managing Community Payback to make those responsible for vandalism repair damage. Anti-social behaviour meeting structures have been revised to bring all meetings into one multi-agency structure incorporating all partners. In 2012-13 there were 2,169 fewer calls for service equating to a 17% reduction. Burglary in a dwelling (offences per 1,000 population) has reduced (Source: LG Inform) and York remains within the second quartile regionally and the third quartile nationally. However violence with injury against the person (offences per 1,000 population) has increased (Source: LG Inform) but York remains within the third quartile regionally and nationally.
14. Over the last year "A Fairer York" was launched, the council's equality scheme, that sets out our vision and priorities for equalities. It endorses the 10 fairness principles borne from the independent challenge by the

Fairness Commission. The scheme focuses on York's Community of Identity.

15. A Fairness and Equalities Board has replaced the Inclusive York Board strengthening links with partner organisations and the Local Strategic Partnership. Work on the equalities improvement action will continue as we are committed to move on from our current level of 'Achieving' gained in July 2011 under the Equalities Framework for Local government to Excellent.
16. Data shows all crime has reduced, resulting in a 12.1% reduction in total crime from 2011/12.

ENVIRONMENTAL HEALTH

17. Air quality - The council continues to prioritise improvement to air quality in the city, and produced the first low emissions strategy in the country following a low emissions feasibility study and modelling. Dangerous levels of nitrogen dioxide reduced in 2011-12 in each monitored area. The council is currently developing an Air Quality Action Plan to deliver the Low Emission Strategy. Projects include: installing electric vehicle charging points around the city, an Eco Stars Scheme for business vehicles with 11 businesses already signed up, electric/hybrid discount scheme for taxis and the use of the council's first electric car by the Noise Patrol team. York will have the first AC charging Pay-As-You-Go network in the country. The council has received around £150,000 from DEFRA to develop these projects.

SMARTER YORK

18. York has an outstanding built and natural environment and the council has been working to develop key areas of the city so York continues to provide a high quality of life attracting business and supporting a buoyant tourism market. £3.3m has been secured to reinvigorate several areas of the city and a separate £1.5m has been allocated for Newgate market. A recent competition has been completed to aid the design of the Guildhall complex. The council is also updating its Public Spaces Strategy.
19. A final draft of the Bio Diversity plan has been completed to fit in with the Local Plan timetable, helping to establish a green wildlife network throughout the City. The council is also committed to plant 50,000 trees by 2015 via Treemendous and provide cleaner streets via the Smarter

Charter. York maintained its 5 green flags for parks and open spaces and received a gold medal award for the Yorkshire in Bloom category.

Flooding

20. To help protect the city from floods the council is updating the Strategic Flood Risk Assessment and Land Flood Strategy. The Surface Water Management Plan was approved by Cabinet in December 2012. In 2012-13 the flood defence budget was adjusted increasing allocation to Leeman Rd and Clementhorpe by £356k. Work is set to begin on a multi-million pound project to protect homes in a flood-prone area of York. The £3.2m scheme, which is partly funded with £1m from the council, will reduce the flood risk to almost 400 homes and businesses in the Water End area.

Consultation

21. This paper is an information report for Members and therefore no consultation has been undertaken regarding its contents.

Council Plan

22. Reporting on Financial Performance and Service Improvement support the Corporate Theme of 'Core Capabilities.

Implications

- **Financial** - Considered as part of this report
- **Human Resources (HR)** - N/A
- **Equalities** - N/A
- **Legal** - N/A
- **Crime and Disorder** - N/A
- **Information Technology (IT)** - N/A
- **Property** - N/A
- **Risk Management** - N/A

Conclusion

23. This report has provided an update on 2012/13 outturn performance.

Recommendations

24. The Scrutiny Committee is asked to note the financial and performance position of the portfolio.

REASON: To ensure that the Committee is kept informed on financial and performance issues.

Contact Details

Author:

Patrick Looker
Finance Manager
Tel: 551633

Kath Bonfield
Senior Management
Information Officer
Tel: 554546

Chief Officers responsible for the report:

Sally Burns
Director of Communities and
Neighbourhoods

Darren Richardson
Director of City and Environmental
Services

Report
Approved



Date 11 July 2013

Community Safety Overview & Scrutiny Committee – Workplan 2013-14

Dates	Work Programme
5 June 2013 @ 5pm	<ol style="list-style-type: none"> 1. Introductory Presentations on Suggested Scrutiny Topics for Review in this Municipal Year: <ol style="list-style-type: none"> i) <i>Restorative Justice</i> – to look at the work of the Youth Offending Team and SYP ii) <i>Tenancy Enforcement</i> – to look at tenancy related issues affected by the relationship between mental health, and ASB and other crime. iii) <i>CCTV</i> - to understand any changes/developments in service provision as a result of the move to West Offices and the introduction of the new technologies. 2. Workplan
22 July 2013 @5:30pm	<ol style="list-style-type: none"> 1. Attendance of Cabinet Member for Crime & Stronger Communities – discussion re priorities & challenges 2. Safer York Partnership Bi-Annual Performance Report 4. CYC Year End Financial & Performance Monitoring Report 5. Workplan
10 Sept 2013 @ 5pm	<ol style="list-style-type: none"> 1. Attendance of Police Commissioner (Julia Mulligan) 2. CYC First Qtr Finance & Performance Monitoring Report (Patrick Looker) 3. Workplan & Verbal Update on Ongoing Reviews
12 Nov 2013 @ 5pm	<ol style="list-style-type: none"> 1. Attendance of York & North Yorkshire Fire & Rescue Service 2. Scrutiny Review No.1 – Interim Report 3. Update on implementation of recommendations from previously completed scrutiny reviews 4. Workplan & Verbal Update on Scrutiny Review No.2
14 January 2014 @ 5pm	<ol style="list-style-type: none"> 1. CYC Second Qtr Finance & Performance Monitoring Report 2. Scrutiny Review No.2 – Interim Report 3. Safer York Partnership Bi-Annual Performance Report (Ian Cunningham) 4. Workplan & Verbal Update on scrutiny review No.1
11 March 2014 @ 5pm	<ol style="list-style-type: none"> 1. Attendance of Probation Service 2. CYC Third Qtr Finance & Performance Monitoring Report 3. Scrutiny Topic No.1 – Draft Final Report 4. Workplan & Verbal Update on Scrutiny Review No.2
22 April 2014	<ol style="list-style-type: none"> 1. Attendance of Cabinet Mbr for Environmental Services - discussion re priorities & challenges 2014/15 2. Police & Crime Panel Workplan 2014-2015 – Attendance of PCP Support Officer & CYC Panel Members 3. Scrutiny Topic No.2 – Draft Final Report 4. Draft Workplan for 2014/15 – Discussion re Possible Topics for Scrutiny Review in coming Year

This page is intentionally left blank

Examples of Key Areas that each Overview & Scrutiny Committee Could Review in relation to

Improving the City's Night-Time Economy

	<u>Community Safety</u>	<u>Health</u>	<u>Learning and Culture</u>	<u>Economic Development</u>	<u>Corporate & Scrutiny Management</u>
Light-Time Economy	Examine ways to(i)promote responsible behaviour in the city and reducing the Violent Crime and Anti-Social Behaviour associated with the night time economy,	To look at the causes behind the peak times at A & E (between 12-2am) and work with A & E and how to address the causes of this.	In regard to the potential market for tourism, identify ways of increasing the city's cultural evening offer In an effort to increase the length of visitor stays and attract more overseas and business visitors	Increasing value of night time economy and encouraging a more diverse night time economy (including for example, later retail opening hours and more family friendly/ non alcohol-related activities). Protecting the environment.	In light of the findings from the O & S Committees, recommend a strategic approach and identify achievable outcomes in order to improve the evening and night –time economy and develop an overall vision for what the evening & night time economy will look like in five years time
	Examine ways of enhancing access To city centre at night time				

This page is intentionally left blank